

SKM312 LINERIDER ITEM-NO AND DESCRIPTIONS

| PART NUMBER | DESCRIPTION |
|-----------------|--|
| 031-300-101-185 | SENSOR ASSY, SKM312 3/4", EI33 |
| 031-300-101-210 | SENSOR ASSY, SKM312 7/8", EI33 |
| 031-300-101-186 | SENSOR ASSY, SKM312 1", EI33 |
| 031-300-101-187 | SENSOR ASSY, SKM312 1-1/8", EI33 |
| 031-300-101-188 | SENSOR ASSY, SKM312 1-1/4", EI33 |
| 048-312-060-001 | SENSOR, LINERIDER SKM312 5/8" (16-18mm) W/MOUNTING ARM |
| 048-312-060-002 | SENSOR, LINERIDER SKM312 3/4" (19-21mm) W/MOUNTING ARM |
| 048-312-060-003 | SENSOR, LINERIDER SKM312 7/8" (22-24mm) W/MOUNTING ARM |
| 048-312-060-004 | SENSOR, LINERIDER SKM312 1" (25-27mm) W/MOUNTING ARM |
| 048-312-060-005 | SENSOR, LINERIDER SKM312 1-1/8" (28-30mm) W/MOUNTING ARM |

| | | | | | | | | |
|---|-----|---|----|--|------|--------------------------------------|----------------|-----------------|
| PAT | | PAT EQUIPMENT CORPORATION 1665 ORCHARD DRIVE CHAMBERSBURG, PA 17201 | | GENERAL TOLERANCES X.XX = 0.01 X.XXX = 0.005 | | SKM312 LINERIDER SPARE PARTS LIST | | |
| REV | ECN | DESCRIPTION | BY | APV | DATE | DRAWN | CHRIS HERTZLER | 02/23/99 |
| | | | | | | APPROVED | CHRIS HERTZLER | 02/23/99 |
| | | | | | | SCALE: NONE | | SHEET: 1 OF 2 |
| PAT Equipment Corporation reserves proprietary rights to this drawing and to the data shown thereon. The drawing and data are confidential and are not to be used or reproduced without the written consent of PAT Equipment Corporation. This drawing is subject to technical modification without prior notice. | | | | | | 980101 | SIZE | DWG NO. |
| | | | | | | C.A.G.E. 79760 | A | 048 312 02 0001 |
| | | | | | | | | REV |

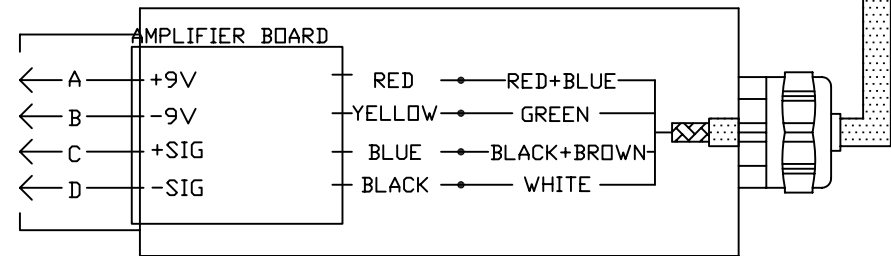
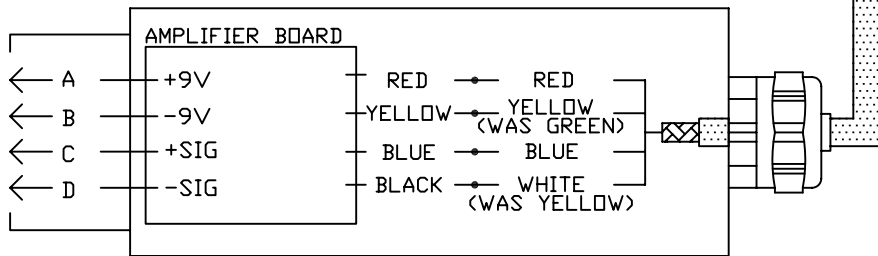
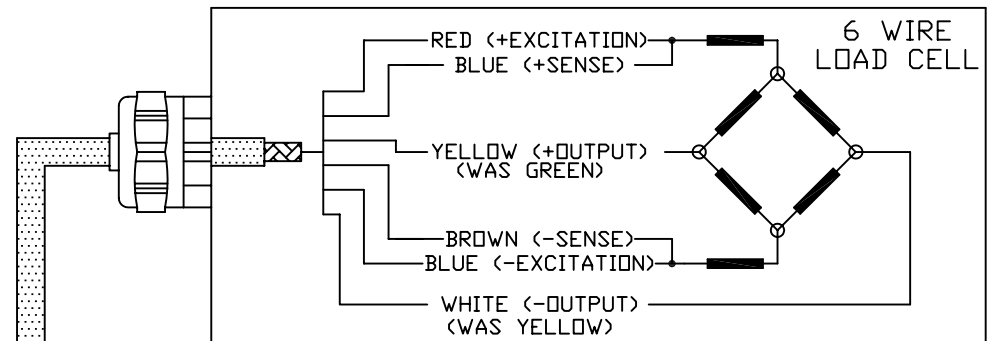
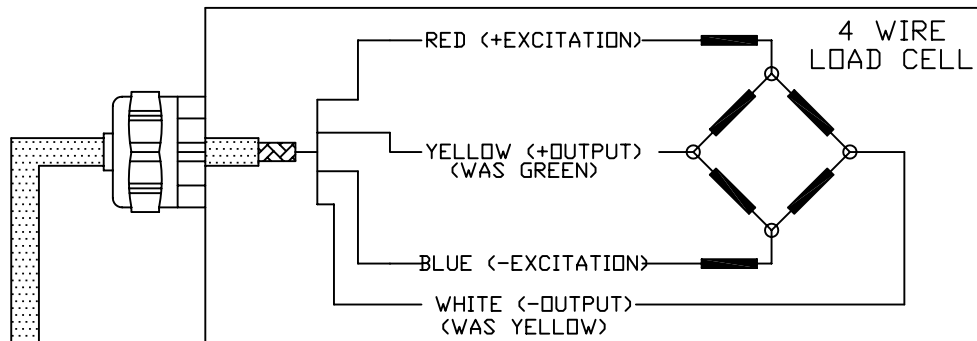


DWG NO. 048 312 02 0001 REVISION -

PAGE 2 OF 2

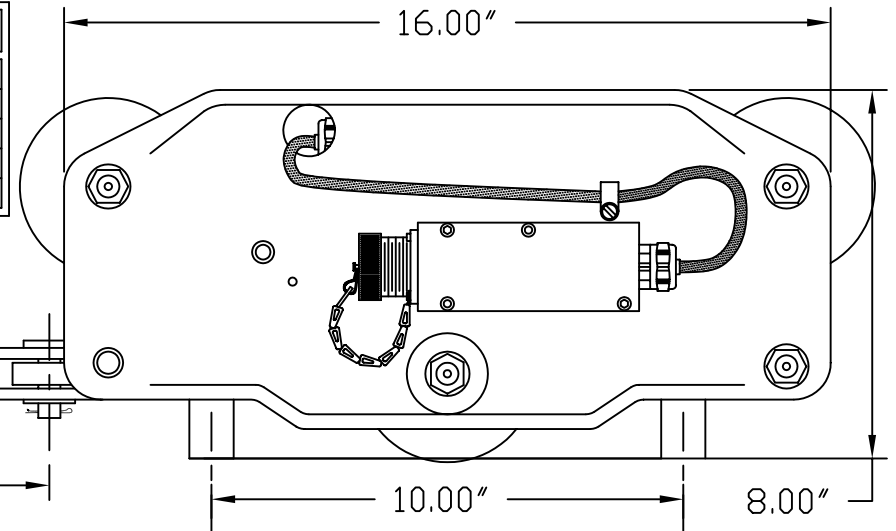
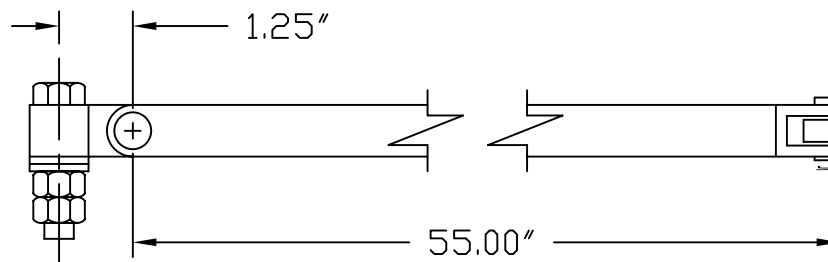
PART NO. SEE PAGE 1 FOR SKM312 PART NUMBERS
SKM312 PARTS LIST

| NO. | PART NO. | QTY | DESCRIPTION |
|-----|-----------------|-----|---|
| 01 | 000-330-700-500 | 1 | Sensor Accy, Load Beam SKM311/312, 500 Kilo. |
| 02 | 048-312-100-003 | 1 | Sensor Accy, Amplifier SKM311/312 4 Pin W/Housing |
| 02 | 048-312-100-004 | 1 | Sensor Accy, Amplifier SKM311/312 3 Pin W/Housing |
| 03 | 031-300-110-050 | 2 | Screw, 4mm X 40 Skt. Cap (S.S) |
| 04 | 048-312-110-001 | 1 | Sheave Set, SKM 312, 5/8" Line Rider (16-18mm) #39 |
| 04 | 048-312-110-002 | 1 | Sheave Set, SKM 312, 3/4" Line Rider (19-21mm) #40 |
| 04 | 048-312-110-003 | 1 | Sheave Set, SKM 312, 7/8" Linerider (22-24mm)#41 |
| 04 | 048-312-110-004 | 1 | Sheave Set, SKM 312, 1" Linerider (25-27mm) #42 |
| 04 | 048-312-110-005 | 1 | Sheave Set, SKM 312, 1 1/8" Lineridr (28-30mm) #43 |
| 04 | 048-312-110-006 | 1 | Sheave Set, SKM 312, 1 1/4" Linerider (32mm) #44 |
| 05 | 031-300-110-074 | 1 | Sensor Accy, SKM312 Bushing Between Sideplates |
| 06 | 031-300-110-080 | 8 | Hardware, Retaining Ring, Ext- Ternal 12mm |
| 07 | 031-300-110-071 | 3 | Sensor Accy, SKM312, Bolt For Sheave 10x70mm Hex |
| 08 | 031-300-110-072 | 4 | Sensor Accy, SKM312 Nut 10mm Hex For Sheave Bolt |
| 09 | 031-300-110-070 | 4 | Sensor Accy, SKM312 Washer 10 Mm Belville Z/P |
| 10 | 031-300-110-073 | 1 | Sensor Accy, SKM312 Bolt For Ctr. Sheave 10mm X 46 Hex |
| 11 | 031-300-110-077 | 2 | Sensor Accy, SKM312 Pin, Load Indicator, .471 Od. X 2.210 Lg |
| 12 | 031-300-110-079 | 1 | Sensor Accy, SKM312 Bushing For Guide Pin |
| 13 | 031-300-110-076 | 1 | Sensor Accy, SKM312 Guide Pin Line Location Bkt..392 X 2.210 |
| 14 | 031-300-110-075 | 1 | Sensor Accy, SKM312 Bracket Line Location For Mtg. Arm |
| 15 | 031-300-110-078 | 1 | Sensor Accy, SKM312 Side Plate Set (Only Sold As A Set) |
| 16 | 000-304-000-300 | 4 | Sensor Accy, SKM312 Rubber Bumper |
| 17 | 031-300-110-069 | 1 | Sensor Accy, SKM312 Frame Load Cell Mtg. |
| 18 | 048-312-100-002 | 1 | Sensor Accy, SKM312 Mtg. Pole, Linerider |
| 19 | 031-300-110-062 | 1 | Sensor Accy, SKM312 Nut 12mm-1.5 Hex, Stainless Steel |
| 20 | 031-300-110-063 | 1 | Sensor Accy, SKM312 Washer 12m M Belville |
| 21 | 031-300-110-064 | 1 | Sensor Accy, SKM312 Screw 12mm -1.5 X 47mm Flat-2 Sides |
| 22 | 031-300-110-065 | 1 | Sensor Accy, SKM312 Plate Load Cell Hold Down 55mm X 30mm X 4 |



SKM312 LINERIDER ITEM-NO AND DESCRIPTIONS

| PART NUMBER | DESCRIPTION |
|-----------------|--|
| 048-312-060-001 | SENSOR, LINERIDER SKM312 5/8" (16-18mm) W/MOUNTING ARM |
| 048-312-060-002 | SENSOR, LINERIDER SKM312 3/4" (19-21mm) W/MOUNTING ARM |
| 048-312-060-003 | SENSOR, LINERIDER SKM312 7/8" (22-24mm) W/MOUNTING ARM |
| 048-312-060-004 | SENSOR, LINERIDER SKM312 1" (25-27mm) W/MOUNTING ARM |
| 048-312-060-005 | SENSOR, LINERIDER SKM312 1-1/8" (28-30mm) W/MOUNTING ARM |



PAT PAT AMERICA, Inc.
1665 ORCHARD DRIVE
CHAMBERSBURG, PA 17201

SKM312 LINERIDER 4 PIN
WIRING DIAGRAM

GENERAL TOLERANCES x.xx = 0.01
x.xxx = 0.005

P/N SEE LIST ABOVE

| REV | ECN | DESCRIPTION | BY | APV | DATE | DRAWN | APPROVED | SCALE | SHEET |
|--|--------|------------------------------|-----|-----|----------|----------------|-----------------|-------|--------|
| | | | | | | CHRIS HERTZLER | CHRIS HERTZLER | NONE | 1 OF 1 |
| A | 04-116 | CHG WIRING / ADD DIMENSIONAL | CSH | CSH | 07/13/04 | | | | |
| PAT America Inc. reserves proprietary rights to this drawing and to the data shown thereon. The drawing and data are confidential and are not to be used or reproduced without the written consent of PAT America Inc. This drawing is subject to technical modification without prior notice. | | | | | | 990054 | | | |
| | | | | | | A | 048 312 31 0001 | | |

C.A.G.E. 79760

SIZE DWG NO. A 048 312 31 0001 REV