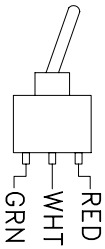
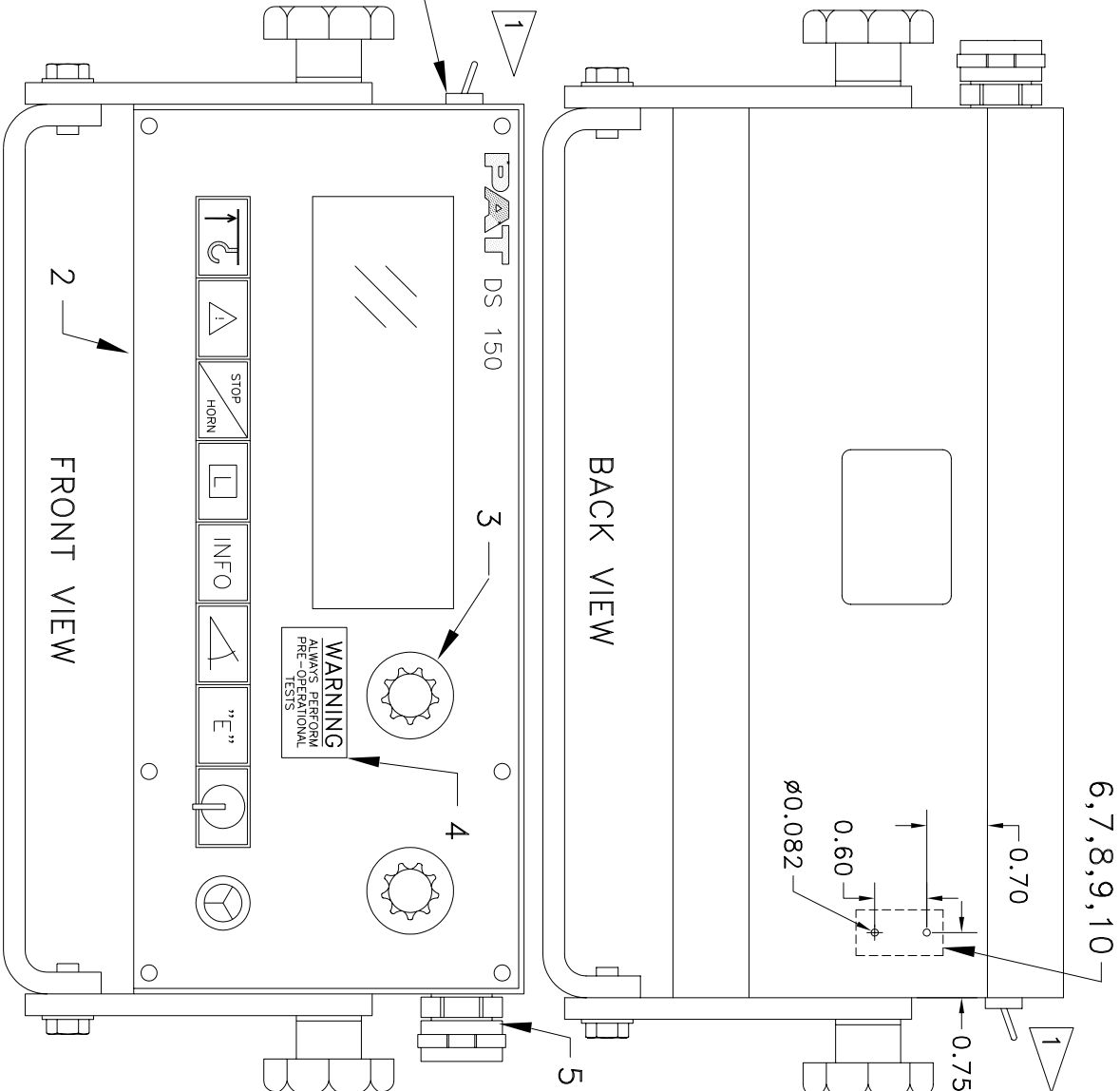
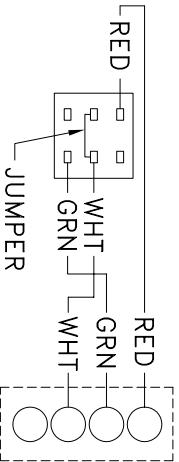
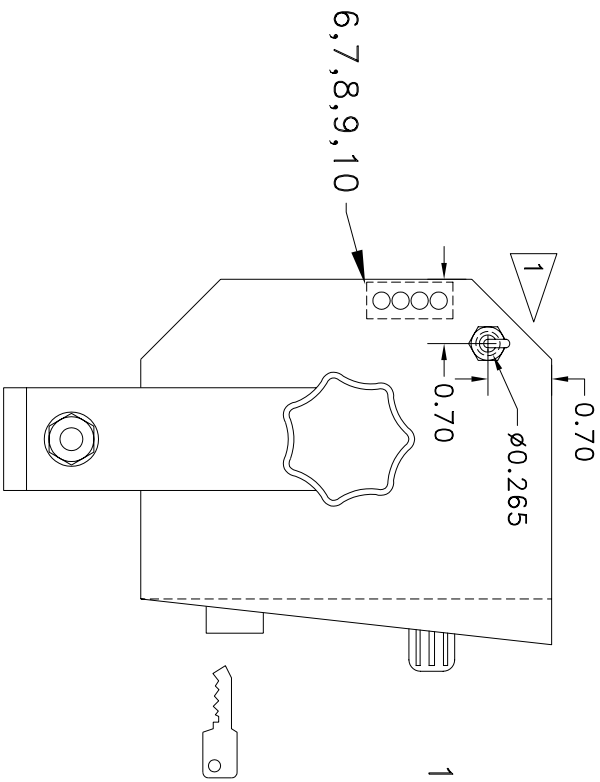


ITEM	PART NUMBER	DESCRIPTION	QTY
1	031-300-100-007	SWITCH, TOGGLE	1
2	050-150-060-008	CONSOLE, DS150 12V LG DISPLAY	1
3	050-350-110-140	SWITCH ASSY, KNOB WITH 1-16 DISK SCALE	1
4	031-300-100-353	DECAL, WARNING FOR CONSOLE	1
5	021-441-161-213	STRAIN RELIEF, PG13.5, GREY/WHIT	1
6	031-300-100-462	TERMINAL STRIP, 4 POSITIONS	1
7	002-060-100-300	NUT, 2mm	2
8	000-208-040-078	WASHER, 2mm LOCK	2
9	002-050-206-102	SCREW, SLOTTED 2mm	2
10	123-429-903-140	WASHER, 2mm FLAT	2

NOTE:
 1 INSTALL TOGGLE SWITCH AS SHOWN.
 TOP OF CONSOLE



BOTTOM OF CONSOLE



PAT		PAT EQUIPMENT CORPORATION		GENERAL TOLERANCES		CONSOLE ASSEMBLY	
1665 ORCHARD DRIVE		CHAMBERSBURG, PA 17201		X.XX = 0.01		DS150 12V W/TOGGLE SWITCH	
REV		ECN	DESCRIPTION	BY	APV	DATE	DRAWN
C		990137	ADD TOGGLE SWITCH WIRING & NOTE	CSH	CSH	09/02/99	APPROVED
B		980081	ADD TOGGLE DIM & OVERALL DIM	SMB	CSH	03/17/98	CSH
A		970267	ADD PARTS LIST TO DRAWING	CSH	CSH	09/10/97	CSH
<small>PAT Equipment Corporation reserves all proprietary rights to this drawing and to the data shown hereon. The drawing and data are confidential information of PAT Equipment Corporation. This drawing is subject to technical modification without prior notice.</small>							
C.A.C.E. 79760		SCALE: NONE		SIZE: DWG NO. A		SHEET: 1 OF 1	
REV		031 300 10 0346		05/03/97		09/10/97	