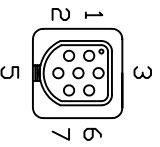
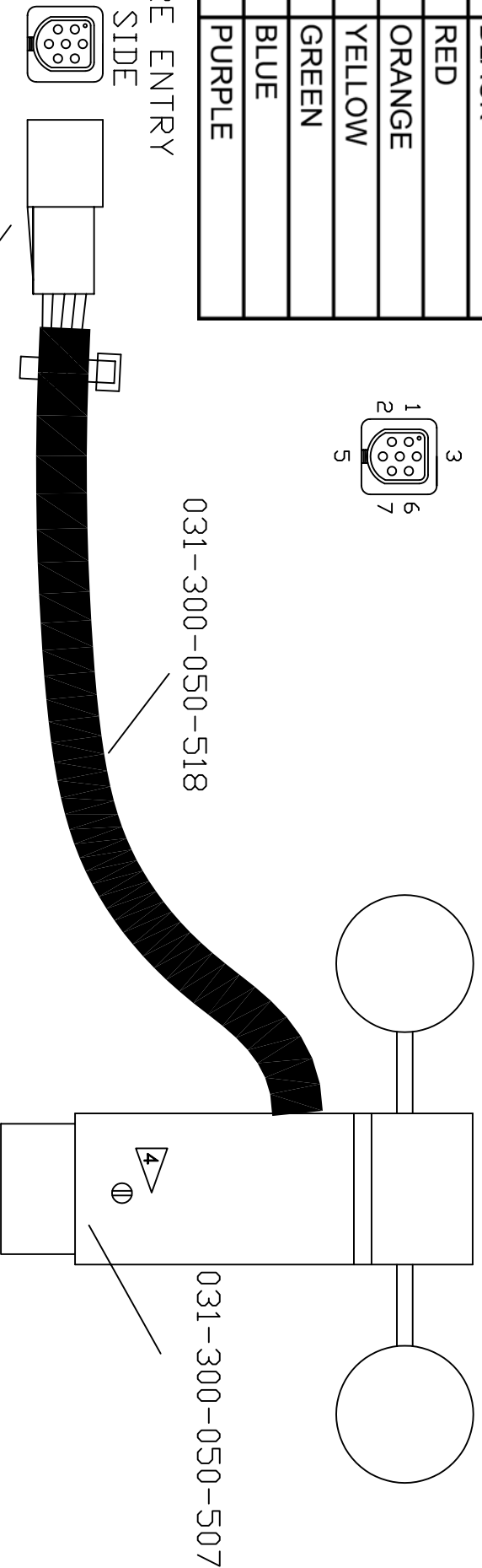


WIRE	COLOR
1	BLACK
2	RED
3	ORANGE
4	YELLOW
5	GREEN
6	BLUE
7	PURPLE



WIRE ENTRY

SIDE

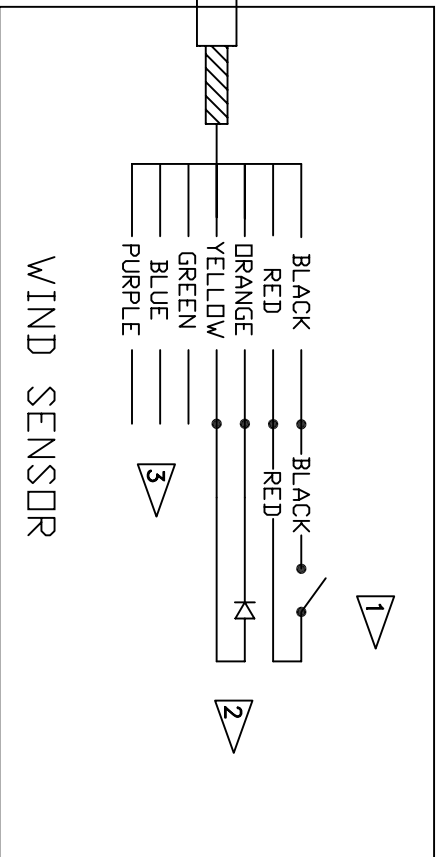
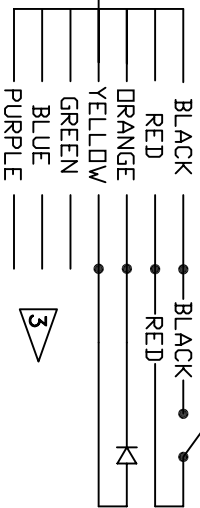
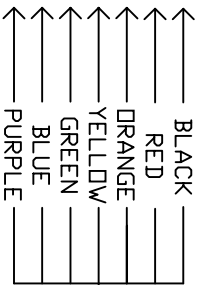


031-300-050-347

031-300-050-518

031-300-050-518

031-300-050-507



NOTES:

1 REED SWITCH IN WIND SENSOR

2 INSTALL DIODE, IN4003, SOLDER CONNECTIONS. USE HEAT SHRINK

3 Trim unused wires by 1"

4 Set screw must be properly aligned

5 trim braid and calbel assembly to 13"

PAT		PAT AMERICA, Inc.		GENERAL TOLERANCES XXX = 0.01	
1665 ORCHARD DRIVE		CHAMBERSBURG, PA 17201		XXX = 0.005	
REV	ECN	DESCRIPTION	DATE	BY	APV
Radio Wind Speed					
P/N			031-300-060-496	SCALE: NONE	
APPROVED			CHRIS HERTZLER	SHEET: 1 OF 1	
SIZE			DWG NO.	REV	
A			031-300-060-496	-	
CAGE: 79760					

PAT America Inc. reserves proprietary rights to this drawing and to the data shown thereon. The content of PAT America Inc. This drawing is subject to technical modification without prior notice.